

Small Signal Zener Diodes

Features

- Very sharp reverse characteristic
- Low reverse current level
- Very high stability
- Low noise
- AEC-Q101 qualified
- Compliant to RoHS directive 2002/95/EC and in accordance to WEEE 2002/96/EC
- Halogen-free according to IEC 61249-2-21 definition



RoHS
COMPLIANT
HALOGEN
FREE



94 9367

Applications

- Voltage stabilization

Mechanical Data

Case: DO-35

Weight: approx. 125 mg

Cathode band color: black

Packaging codes/options:

TR/10 k per 13" reel, 30 k/box

TAP/10 k per ammpack (52 mm tape), 30 k/box

Absolute Maximum Ratings

$T_{amb} = 25\text{ }^{\circ}\text{C}$, unless otherwise specified

Parameter	Test condition	Symbol	Value	Unit
Power dissipation	$l = 4\text{ mm}, T_L = 25\text{ }^{\circ}\text{C}$	P_{tot}	500	mW
Z-current		I_Z	P_{tot}/V_Z	mA

Thermal Characteristics

$T_{amb} = 25\text{ }^{\circ}\text{C}$, unless otherwise specified

Parameter	Test condition	Symbol	Value	Unit
Thermal resistance junction to ambient air	$l = 4\text{ mm}, T_L = \text{constant}$	R_{thJA}	300	K/W
Junction temperature		T_j	175	$^{\circ}\text{C}$
Storage temperature range		T_{stg}	- 65 to + 175	$^{\circ}\text{C}$

Electrical Characteristics

$T_{amb} = 25\text{ }^{\circ}\text{C}$, unless otherwise specified

Parameter	Test condition	Symbol	Min.	Typ.	Max.	Unit
Forward voltage	$I_F = 200\text{ mA}$	V_F			1.5	V

Electrical Characteristics

BZX55C..

Part number	Zener voltage range		Dynamic resistance		Test current	Temperature coefficient		Test current	Reverse leakage current		
	V_Z at I_{ZT}		r_{zT} at I_{ZT} , $f = 1$ kHz	r_{zK} at I_{ZK} , $f = 1$ kHz	I_{ZT}	TK _{VZ}		I_{ZK}	I_R at $T_{amb} = 25$ °C	I_R at $T_{amb} = 150$ °C	at V_R
	V		Ω		mA	%K		mA	μA		V
	min.	max.				min.	max.				
BZX55C2V4	2.28	2.56	< 85	< 600	5	- 0.09	- 0.06	1	< 50	< 100	1
BZX55C2V7	2.5	2.9	< 85	< 600	5	- 0.09	- 0.06	1	< 10	< 50	1
BZX55C3V0	2.8	3.2	< 85	< 600	5	- 0.08	- 0.05	1	< 4	< 40	1
BZX55C3V3	3.1	3.5	< 85	< 600	5	- 0.08	- 0.05	1	< 2	< 40	1
BZX55C3V6	3.4	3.8	< 85	< 600	5	- 0.08	- 0.05	1	< 2	< 40	1
BZX55C3V9	3.7	4.1	< 85	< 600	5	- 0.08	- 0.05	1	< 2	< 40	1
BZX55C4V3	4	4.6	< 75	< 600	5	- 0.06	- 0.03	1	< 1	< 20	1
BZX55C4V7	4.4	5	< 60	< 600	5	- 0.05	0.02	1	< 0.5	< 10	1
BZX55C5V1	4.8	5.4	< 35	< 550	5	- 0.02	0.02	1	< 0.1	< 2	1
BZX55C5V6	5.2	6	< 25	< 450	5	- 0.05	0.05	1	< 0.1	< 2	1
BZX55C6V2	5.8	6.6	< 10	< 200	5	0.03	0.06	1	< 0.1	< 2	2
BZX55C6V8	6.4	7.2	< 8	< 150	5	0.03	0.07	1	< 0.1	< 2	3
BZX55C7V5	7	7.9	< 7	< 50	5	0.03	0.07	1	< 0.1	< 2	5
BZX55C8V2	7.7	8.7	< 7	< 50	5	0.03	0.08	1	< 0.1	< 2	6.2
BZX55C9V1	8.5	9.6	< 10	< 50	5	0.03	0.09	1	< 0.1	< 2	6.8
BZX55C10	9.4	10.6	< 15	< 70	5	0.03	0.1	1	< 0.1	< 2	7.5
BZX55C11	10.4	11.6	< 20	< 70	5	0.03	0.11	1	< 0.1	< 2	8.2
BZX55C12	11.4	12.7	< 20	< 90	5	0.03	0.11	1	< 0.1	< 2	9.1
BZX55C13	12.4	14.1	< 26	< 110	5	0.03	0.11	1	< 0.1	< 2	10
BZX55C15	13.8	15.6	< 30	< 110	5	0.03	0.11	1	< 0.1	< 2	11
BZX55C16	15.3	17.1	< 40	< 170	5	0.03	0.11	1	< 0.1	< 2	12
BZX55C18	16.8	19.1	< 50	< 170	5	0.03	0.11	1	< 0.1	< 2	13
BZX55C20	18.8	21.2	< 55	< 220	5	0.03	0.11	1	< 0.1	< 2	15
BZX55C22	20.8	23.3	< 55	< 220	5	0.04	0.12	1	< 0.1	< 2	16
BZX55C24	22.8	25.6	< 80	< 220	5	0.04	0.12	1	< 0.1	< 2	18
BZX55C27	25.1	28.9	< 80	< 220	5	0.04	0.12	1	< 0.1	< 2	20
BZX55C30	28	32	< 80	< 220	5	0.04	0.12	1	< 0.1	< 2	22
BZX55C33	31	35	< 80	< 220	5	0.04	0.12	1	< 0.1	< 2	24
BZX55C36	34	38	< 80	< 220	5	0.04	0.12	1	< 0.1	< 2	27
BZX55C39	37	41	< 90	< 500	2.5	0.04	0.12	0.5	< 0.1	< 5	30
BZX55C43	40	46	< 90	< 600	2.5	0.04	0.12	0.5	< 0.1	< 5	33
BZX55C47	44	50	< 110	< 700	2.5	0.04	0.12	0.5	< 0.1	< 5	36
BZX55C51	48	54	< 125	< 700	2.5	0.04	0.12	0.5	< 0.1	< 10	39
BZX55C56	52	60	< 135	< 1000	2.5	0.04	0.12	0.5	< 0.1	< 10	43
BZX55C62	58	66	< 150	< 1000	2.5	0.04	0.12	0.5	< 0.1	< 10	47
BZX55C68	64	72	< 200	< 1000	2.5	0.04	0.12	0.5	< 0.1	< 10	51
BZX55C75	70	79	< 250	< 1500	2.5	0.04	0.12	0.5	< 0.1	< 10	56



Electrical Characteristics

BZX55B..

Part number	Zener voltage range		Dynamic resistance		Test current	Temperature coefficient		Test current	Reverse leakage current		
	V_Z at I_{ZT}		r_{zT} at I_{ZT} , $f = 1$ kHz	r_{zK} at I_{ZK} , $f = 1$ kHz	I_{ZT}	TK_{VZ}		I_{ZK}	I_R at $T_{amb} = 25$ °C	I_R at $T_{amb} = 150$ °C	at V_R
	V		Ω		mA	%K		mA	μA		V
	min.	max.				min.	max.				
BZX55B2V7	2.64	2.76	< 85	< 600	5	- 0.09	- 0.06	1	< 10	< 50	1
BZX55B3V0	2.94	3.06	< 90	< 600	5	- 0.08	- 0.05	1	< 4	< 40	1
BZX55B3V3	3.24	3.36	< 90	< 600	5	- 0.08	- 0.05	1	< 2	< 40	1
BZX55B3V6	3.52	3.68	< 90	< 600	5	- 0.08	- 0.05	1	< 2	< 40	1
BZX55B3V9	3.82	3.98	< 90	< 600	5	- 0.08	- 0.05	1	< 2	< 40	1
BZX55B4V3	4.22	4.38	< 90	< 600	5	- 0.06	- 0.03	1	< 1	< 20	1
BZX55B4V7	4.6	4.8	< 80	< 600	5	- 0.05	0.02	1	< 0.5	< 10	1
BZX55B5V1	5	5.2	< 60	< 550	5	- 0.02	0.02	1	< 0.1	< 2	1
BZX55B5V6	5.48	5.72	< 40	< 450	5	- 0.05	0.05	1	< 0.1	< 2	1
BZX55B6V2	6.08	6.32	< 10	< 200	5	0.03	0.06	1	< 0.1	< 2	2
BZX55B6V8	6.66	6.94	< 8	< 150	5	0.03	0.07	1	< 0.1	< 2	3
BZX55B7V5	7.35	7.65	< 7	< 50	5	0.03	0.07	1	< 0.1	< 2	5
BZX55B8V2	8.04	8.36	< 7	< 50	5	0.03	0.08	1	< 0.1	< 2	6.2
BZX55B9V1	8.92	9.28	< 10	< 50	5	0.03	0.09	1	< 0.1	< 2	6.8
BZX55B10	9.8	10.2	< 15	< 70	5	0.03	0.1	1	< 0.1	< 2	7.5
BZX55B11	10.78	11.22	< 20	< 70	5	0.03	0.11	1	< 0.1	< 2	8.2
BZX55B12	11.76	12.24	< 20	< 90	5	0.03	0.11	1	< 0.1	< 2	9.1
BZX55B13	12.74	13.26	< 26	< 110	5	0.03	0.11	1	< 0.1	< 2	10
BZX55B15	14.7	15.3	< 30	< 110	5	0.03	0.11	1	< 0.1	< 2	11
BZX55B16	15.7	16.3	< 40	< 170	5	0.03	0.11	1	< 0.1	< 2	12
BZX55B18	17.64	18.36	< 50	< 170	5	0.03	0.11	1	< 0.1	< 2	13
BZX55B20	19.6	20.4	< 55	< 220	5	0.03	0.11	1	< 0.1	< 2	15
BZX55B22	21.55	22.45	< 55	< 220	5	0.04	0.12	1	< 0.1	< 2	16
BZX55B24	23.5	24.5	< 80	< 220	5	0.04	0.12	1	< 0.1	< 2	18
BZX55B27	26.4	27.6	< 80	< 220	5	0.04	0.12	1	< 0.1	< 2	20
BZX55B30	29.4	30.6	< 80	< 220	5	0.04	0.12	1	< 0.1	< 2	22
BZX55B33	32.4	33.6	< 80	< 220	5	0.04	0.12	1	< 0.1	< 2	24
BZX55B36	35.3	36.7	< 80	< 220	5	0.04	0.12	1	< 0.1	< 2	27
BZX55B39	38.2	39.8	< 90	< 500	2.5	0.04	0.12	0.5	< 0.1	< 5	30
BZX55B43	42.1	43.9	< 90	< 600	2.5	0.04	0.12	0.5	< 0.1	< 5	33
BZX55B47	46.1	47.9	< 110	< 700	2.5	0.04	0.12	0.5	< 0.1	< 5	36
BZX55B51	50	52	< 125	< 700	2.5	0.04	0.12	0.5	< 0.1	< 10	39
BZX55B56	54.9	57.1	< 135	< 1000	2.5	0.04	0.12	0.5	< 0.1	< 10	43
BZX55B62	60.8	63.2	< 150	< 1000	2.5	0.04	0.12	0.5	< 0.1	< 10	47
BZX55B68	66.6	69.4	< 200	< 1000	2.5	0.04	0.12	0.5	< 0.1	< 10	51
BZX55B75	73	76.5	< 250	< 1500	2.5	0.04	0.12	0.5	< 0.1	< 10	56

Typical Characteristics

$T_{amb} = 25\text{ }^{\circ}\text{C}$, unless otherwise specified

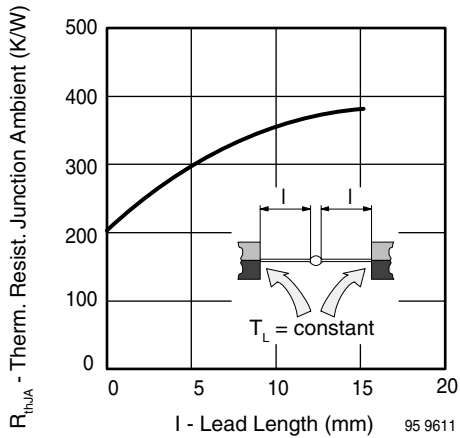


Figure 1. Thermal Resistance vs. Lead Length

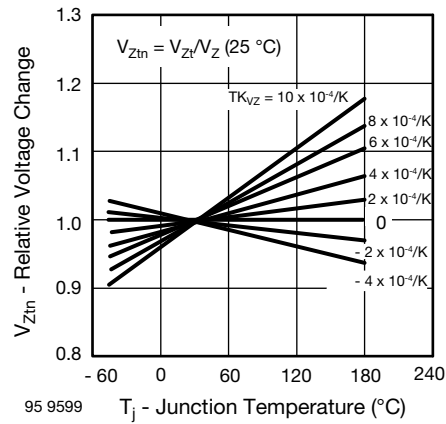


Figure 4. Typical Change of Working Voltage vs. Junction Temperature

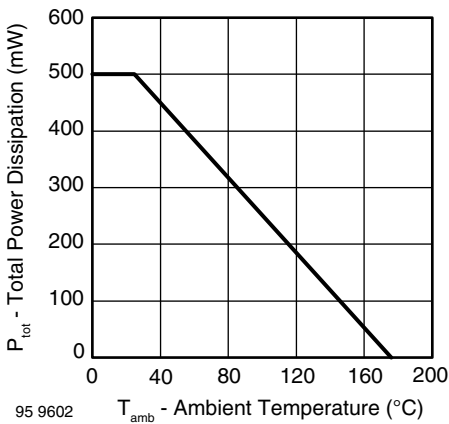


Figure 2. Total Power Dissipation vs. Ambient Temperature

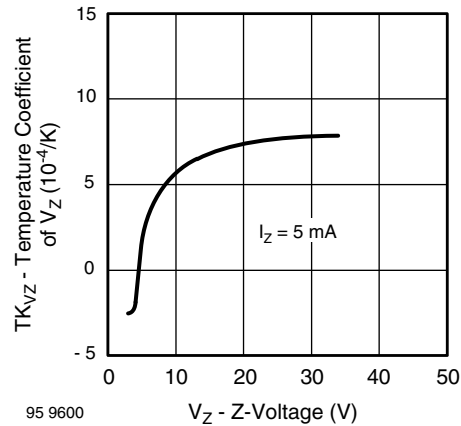


Figure 5. Temperature Coefficient of V_Z vs. Z-Voltage

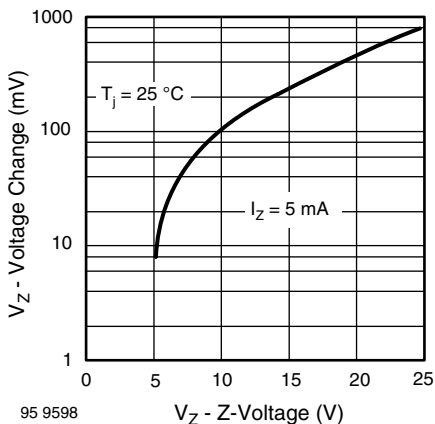


Figure 3. Typical Change of Working Voltage under Operating Conditions at $T_{amb} = 25\text{ }^{\circ}\text{C}$

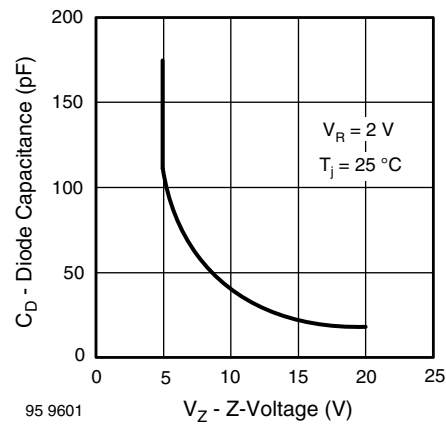


Figure 6. Diode Capacitance vs. Z-Voltage

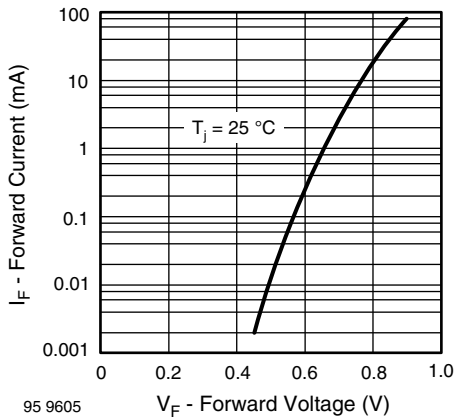


Figure 7. Forward Current vs. Forward Voltage

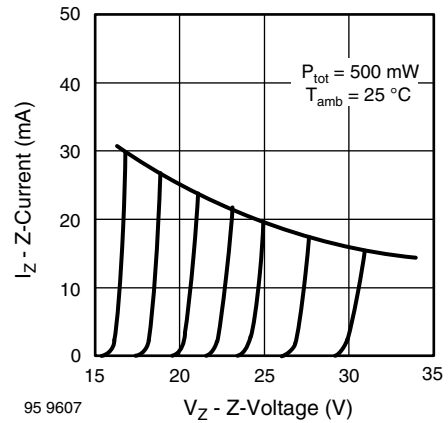


Figure 9. Z-Current vs. Z-Voltage

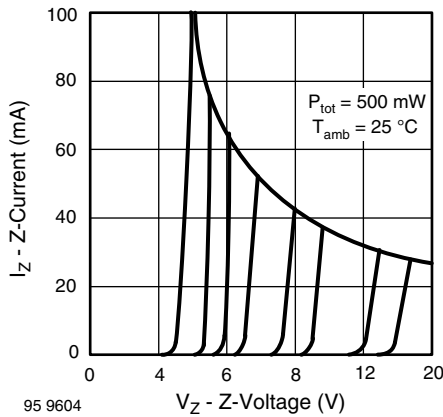


Figure 8. Z-Current vs. Z-Voltage

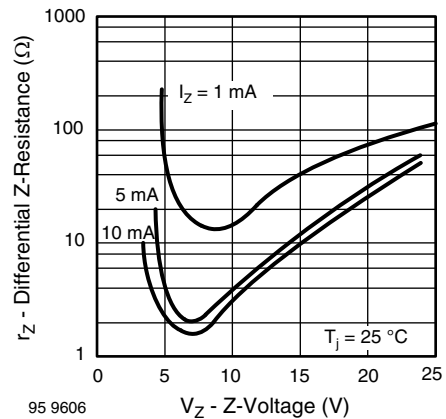


Figure 10. Differential Z-Resistance vs. Z-Voltage

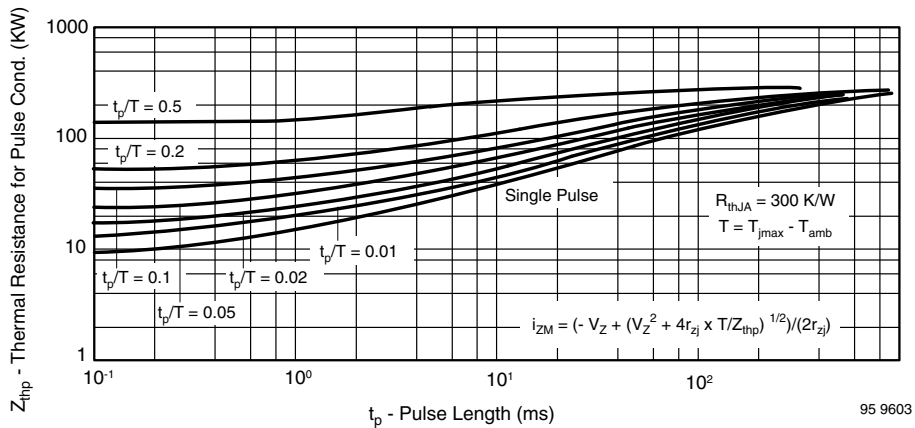


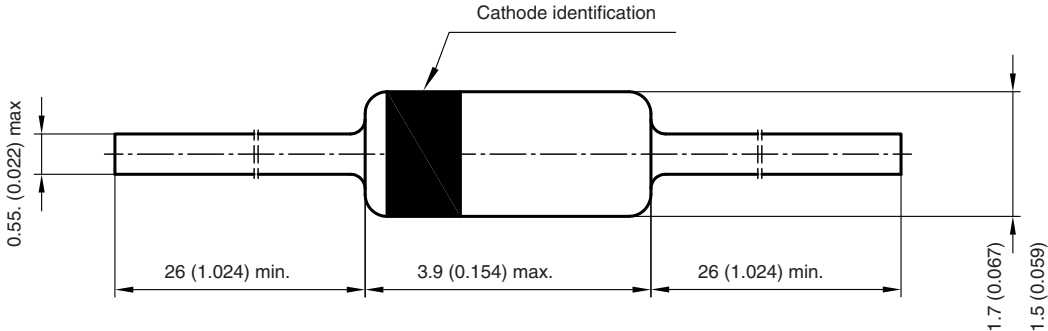
Figure 11. Thermal Response

BZX55-Series

Vishay Semiconductors



Package Dimensions in millimeters (inches): DO-35



Rev. 6 - Date: 29. January 2007
Document no.: 6.560-5004.02-4
94 9366



Disclaimer

All product specifications and data are subject to change without notice.

Vishay Intertechnology, Inc., its affiliates, agents, and employees, and all persons acting on its or their behalf (collectively, "Vishay"), disclaim any and all liability for any errors, inaccuracies or incompleteness contained herein or in any other disclosure relating to any product.

Vishay disclaims any and all liability arising out of the use or application of any product described herein or of any information provided herein to the maximum extent permitted by law. The product specifications do not expand or otherwise modify Vishay's terms and conditions of purchase, including but not limited to the warranty expressed therein, which apply to these products.

No license, express or implied, by estoppel or otherwise, to any intellectual property rights is granted by this document or by any conduct of Vishay.

The products shown herein are not designed for use in medical, life-saving, or life-sustaining applications unless otherwise expressly indicated. Customers using or selling Vishay products not expressly indicated for use in such applications do so entirely at their own risk and agree to fully indemnify Vishay for any damages arising or resulting from such use or sale. Please contact authorized Vishay personnel to obtain written terms and conditions regarding products designed for such applications.

Product names and markings noted herein may be trademarks of their respective owners.